

# 2023 IN NUMBERS

Department of International Refugee Law and Migration Law

## Highlights

**52**  
COURSES AND INITIATIVES

**2392**  
ATTENDEES

**143**  
COUNTRIES REPRESENTED

**7**  
LANGUAGES

**265**  
LECTURERS AND FACILITATORS

### REGULAR PROGRAM

- 24 Online Courses
- 3 In Situ Workshops
- 2170 Applicants
- 1052 Participants
- 135 Countries Represented
- 5 Languages

### ACADEMIC UNIT PROGRAM

- 7 Online Courses
- 3 In Situ Workshops
- 711 Participants
- 86 Countries Represented
- 2 Languages

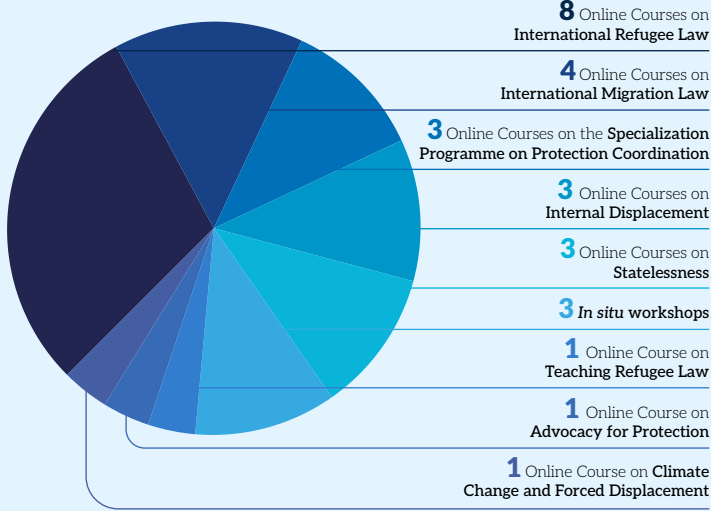
### TAILORED INITIATIVES

- 2 Online Lectures
- 7 Initiatives in Sanremo
- 6 In Situ Initiatives
- 629 Participants
- 5 Languages

### INSTITUTIONAL ENGAGEMENT

- 9 High Level Initiatives
- 4 Locations

## The Regular Program in detail



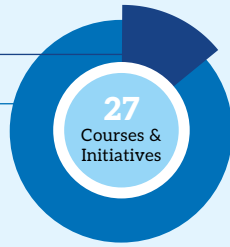
### PARTICIPANTS' PROFILE

- Government Officials: 50%
- Staff of International Organizations: 24%
- Members of Civil Society / Local NGOs: 14%
- Academics: 6%
- Staff of International NGOs: 4%
- Others (E.g. Journalists, Human Rights Defenders and Lawyers): 2%

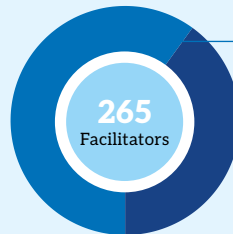
Gender ratio:  
 ♂ 50%  
 ♀ 50%

48 Self-paced sessions

293 Live sessions



### FACILITATORS' PROFILE

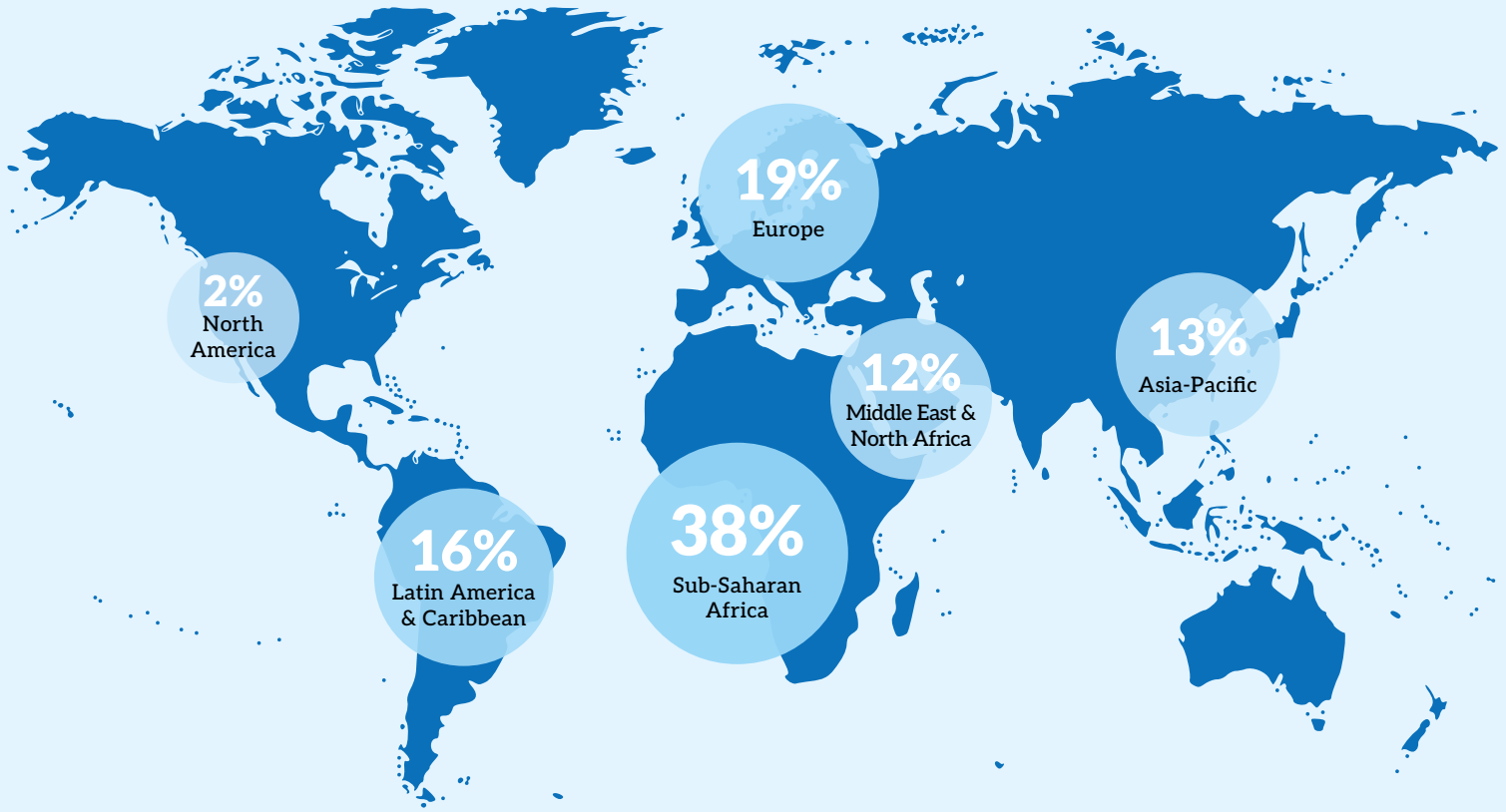


60% Female

40% Male

Countries of origin: 70+

### WORLD MAP OF PARTICIPANTS PER REGION



4 DIFFERENT TIME ZONES based on the country of origin of participants

REGULAR COURSES IN: English, French, Spanish, Arabic, Russian

### ONLINE COURSES EVALUATION

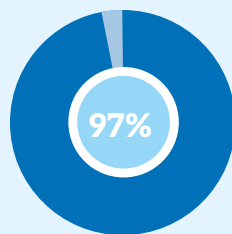
Average Course Rating by Participants (0-10)

9.2

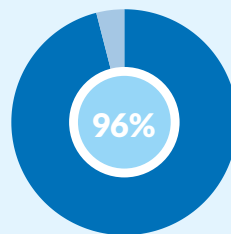
### GRANTS

7 Number of Donors

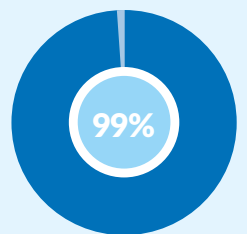
100% Implementation rate of Grants



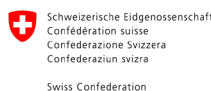
of participants would recommend the online courses to their colleagues



of participants reported that they would "definitely" or "to a good extent" be able to apply the knowledge gained during the Course.



of participants mentioned that the courses met or exceeded their expectations



Check our 2024 online courses and in-person events